



VPM's R. Z. Shah College of Arts, Science & Commerce.  
Mithagar Road, Mulund(E), Mumbai – 400081  
Accredited by NAAC Grade A

VPM/CASO/EXAM/2026-27

Date: 05-06-2026

## Notice

### July 2026 (NON NEP) ATKT Exam form


- Students can fill the ATKT examination forms for the Semester I, II, III and IV (NON N.E.P.) by visiting <http://cimsstudent.mastersofterp.in> (Steps in detail are shown at the end)
- SEPARATE FORM HAS TO BE FILLED FOR EACH SEMESTER.
- SEPARATE FEE PAYMENT HAS TO BE DONE FOR EACH SEMESTER.
- Preserve the screenshot or PDF file of payment receipt.
- Students having ATKT in respective semester should pay the fees as per the fee chart shown below.
- Use only the online payment link to pay the fees (<https://www.feepayr.com/>).
- In case of any issue contact Mrs. Aparna S. in Examination Room on 1<sup>st</sup> Floor.  
(Between 10.30 am to 12.30 pm) working days only.

#### Exam Fee Details


- Students are required to count their number of ATKT subjects for each semester and make payment accordingly.

Sr. No.	Numbers of ATKT per Semester	Exam Fee to be paid from 23/06/2026 to 30/06/2026	Exam Fee with late fee if paid between 01/07/2026 to 03/07/2026	Exam Fee with super late fee if paid between 04/07/2026 to 05/07/2026
1	One Subject	414/-	514/-	914/-
2	Two Subjects	722/-	822/-	1222/-
3	More than two subjects	1500/-	1600/-	2000/-

Note: Tentative dates of ATKT (Semester I, II, III, IV) Exams will be from 13<sup>th</sup> July, 2026 onwards. Timetable will be displayed shortly.

  
Dr. Sujata Gudi  
Exam Committee  
Convenor

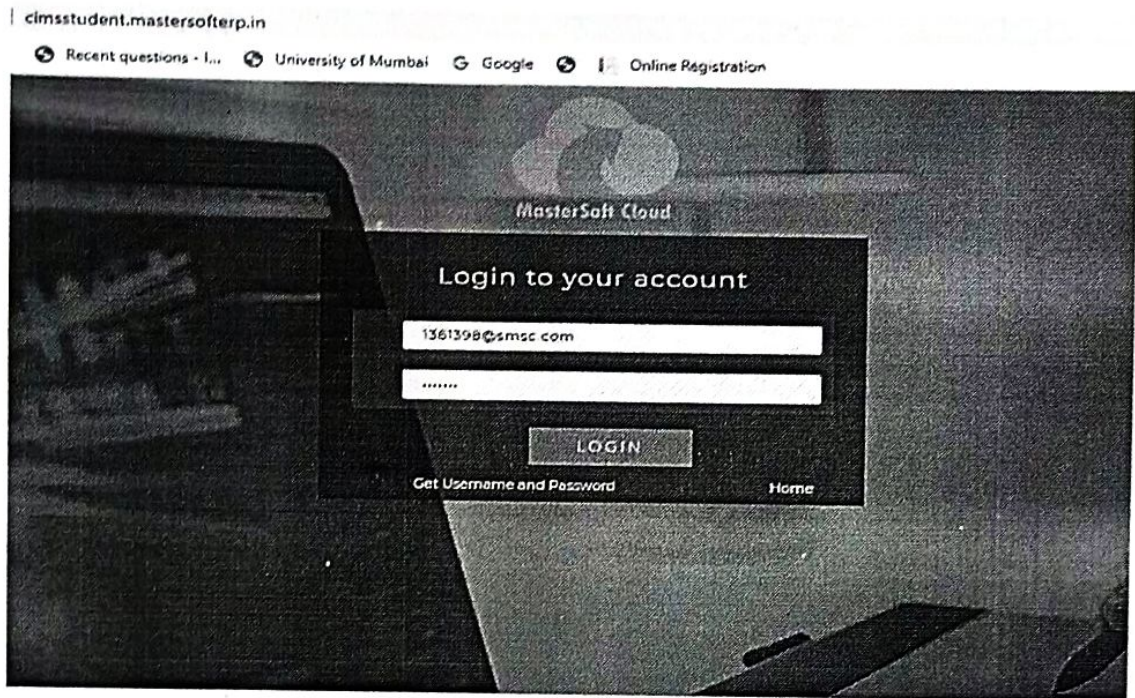


  
05/6/26  
Dr. Kavita Sharma  
In-Charge Principal

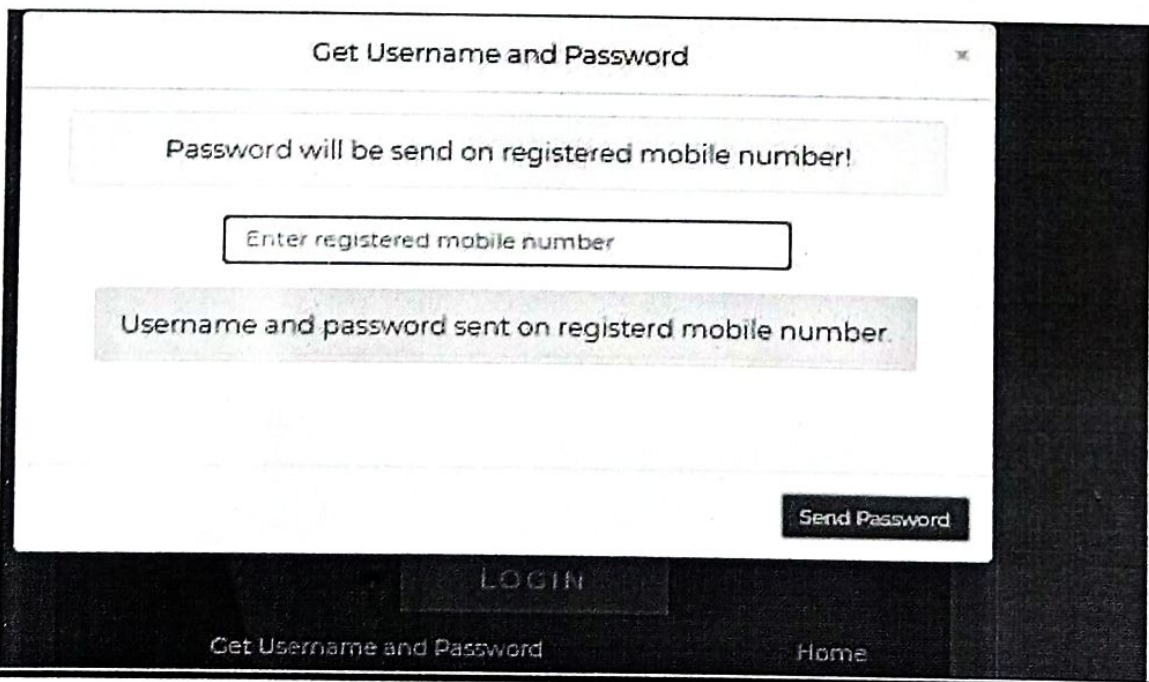
- Steps to fill the July 2026 ATKT form are given on next page.

### Guidelines for ATKT Online Application.

**Step 1:** Please go to <http://cimsstudent.mastersofterp.in/>



**Step 2:** Please click on **Get username and password** and enter your registered **mobile number** and if mobile no is not registered than contact admin office. You will get an SMS stating your username and password.



**Step 3:** Please login with your credentials and you will see your user profile.

BHAWAN'S COLLEGE Log Out

Semester 2020-2021

- Dashboard
- Profile
- Attendance
- UET Learning
- Student Section
- Examination
- Fees Receipt
- Feedback
- Online Registration

**Semester Wise Result**

Percentage

10  
05  
00  
-05  
-10

No Data

**Semester Wise Attendance**

**Important Notice**

- Fees Reminder -No balance fees!
- TEST TEST
- Event Notification 'All about Banking Exams' has begun! Join NOW!  
Joining Link : Join Zoom Meeting <https://us02web.zoom.us/j/78428257367>  
pwd=NQgrL1JVRXUyMjVmbTVaZ1E1c3IzQ709 Meeting ID: 784 282 5736  
Passcode: mastersoft Certificates will be shared in 7 days, please fill in the feedback link shared during the session for the same. Regards, Team MasterSoft.
- test test

**Step 4:** Go to Examination Section in the Menu and go to apply for exam subject

● Apply For Exam Subject

Course \* FYBCOM SEM 1

Exam Session \* ATKT DEC 2020

Apply For Subject Pay Fees Cancel

**Subject List**

	SUBJECT NAME	SUBJECT TYPE	SUBJECT PATTERN
<input type="checkbox"/>	ACCOUNTANCY AND FINANCIAL MANAGEMENT	THEORY	EXTERNAL
<input type="checkbox"/>	COMMERCE-I	THEORY	EXTERNAL
<input type="checkbox"/>	BUSINESS ECONOMICS-I	THEORY	EXTERNAL
<input type="checkbox"/>	ENVIRONMENTAL STUDIES	THEORY	EXTERNAL
<input type="checkbox"/>	MATHEMATICS AND STATISTICAL TECHNIQUES	THEORY	EXTERNAL

**Applied Subject List**

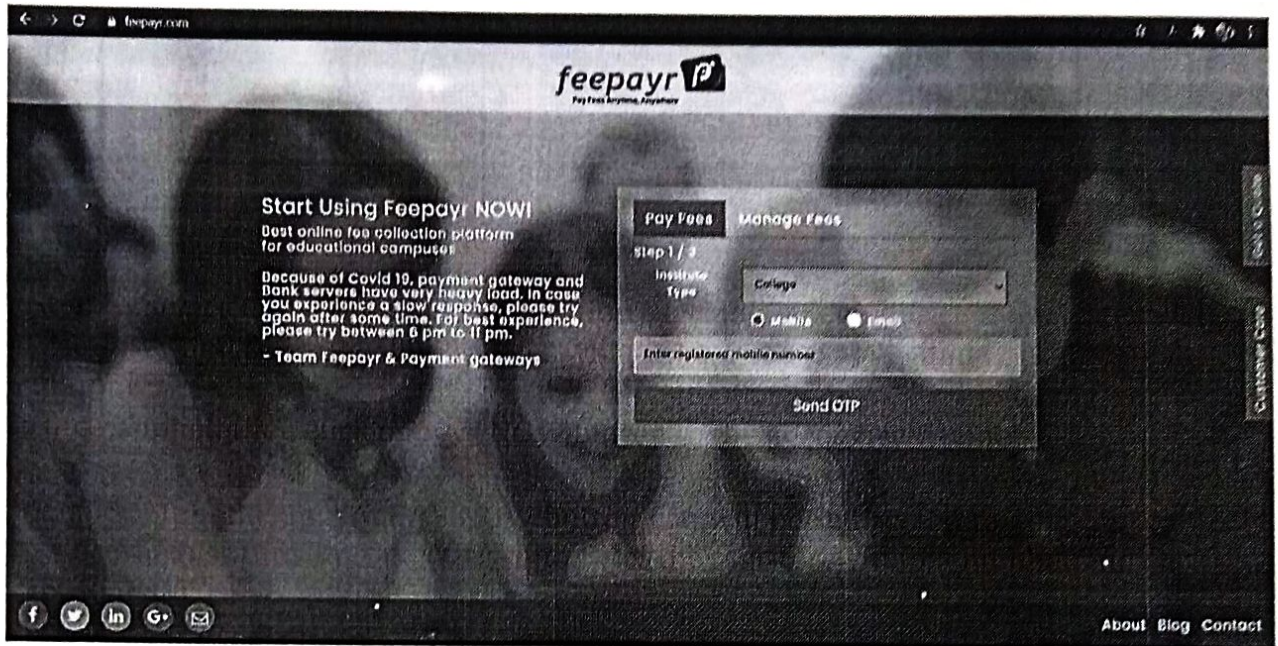
SUBJECT NAME	SUBJECT TYPE	SUBJECT PATTERN	APPLIED DATE
No records available!			

Activate Windows  
Go to Settings to activate Windows

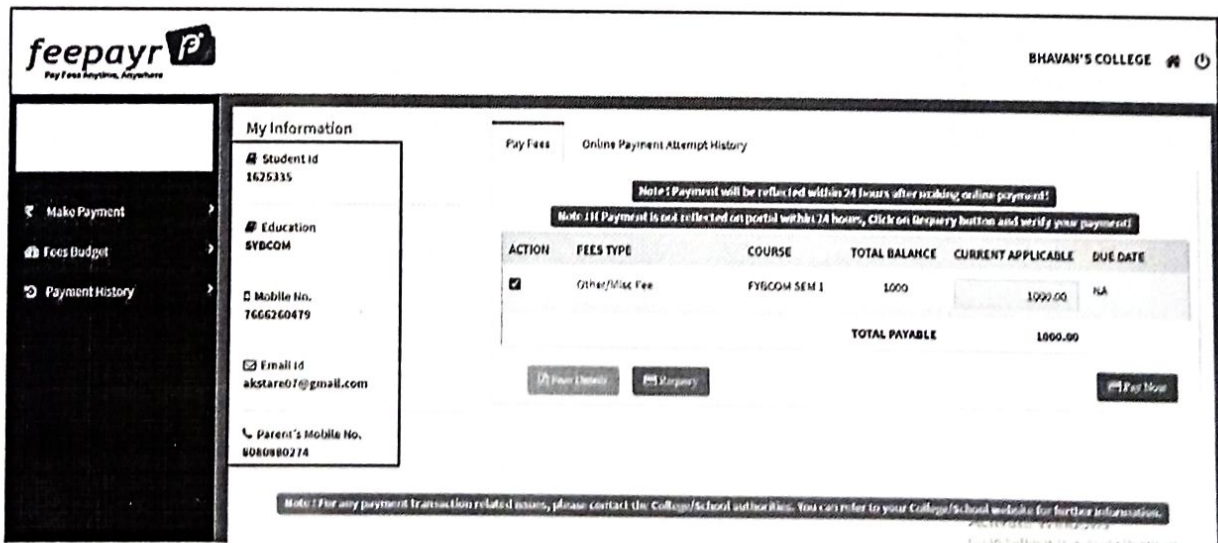
**Step 5: Select Course and Exam Session.** Backlog Subject for that Semester will List down and select the Subjects for which you want to apply and Click on Submit to Apply.

Once Applied then click on **PAY NOW** button to the necessary Payment.

**Step 6:** After clicking on **PAY NOW** button you will be redirected to **Feepayr.com** Select the institute type as **college** and enter the registered mobilenumbar and click on **send OTP**.



**Step 7:** You will see amount which is to be paid for each semester. Click on **Pay Now Tab**.



**Step 8:** Finally, click on Proceed to Payment and you will be redirected to Payment Gateway portal

FEES TYPE	FEES
Other: Misc Fee	1000

How much you want to pay?  
1000

Balance Fees  
0

Proceed to Payment Pay

Note: Please wait for 24 hours to do next payment!

Amount to be paid  
**₹1,000**  
Inclusive of Convenience Charge + GST

PAY INSTANTLY USING QR CODE

Scan QR code using Paytm or your preferred UPI app

paytm | UPI

For the best experience, scan the QR using the latest version of the Paytm App  
Information regarding Convenience Fee will not be displayed in older versions of the app (8.6.0 or below)

Ok Got It!

SELECT AN OPTION TO PAY

paytm  
Pay easily using your saved payment methods

Active  
Go to S

**Note: -**

1. You can apply for **multiple semesters** by selecting semester in the drop down and clicking on submit and doing the payment for the same.
2. Payment needs to be **done separately** for all semester and every semester form needs to be **submitted separately**.
3. Payment for each semester will be **different** for as per subject count wise

THANK YOU